

Client: 叶小姐 (17827614635)

Gender: 公

Patient Name: 饭饭
















Weight: 4.00 公斤

Species: Feline

Age: 2 年

Breed:

Doctor: 谭医生

Test	Results	Reference Interval	LOW	NORMAL	HIGH		
Catalyst One		23-2-4 下午7:51					
血糖 (GLU)	100 mg/dL	74 - 159				全身性	
肌酐 (CREA)	0.9 mg/dL	0.8 - 2.4				肾	
血尿素氮 (BUN)	24 mg/dL	16 - 36				肾	
血尿素氮/肌酐比 (BUN/CREA)	27					计算值	
磷离子 (PHOS)	6.5 mg/dL	3.1 - 7.5				肾	
钙离子 (CA)	10.2 mg/dL	7.8 - 11.3				全身性	
总蛋白 (TP)	8.6 g/dL	5.7 - 8.9				全身性	
白蛋白 (ALB)	3.3 g/dL	2.2 - 4.0				肝	
球蛋白 (GLOB)	5.3 g/dL	2.8 - 5.1				全身性	
白蛋白/球蛋白比 (ALB/GLOB)	0.6					计算值	
丙氨酸转氨酶 (ALT)	41 U/L	12 - 130				肝	
碱性磷酸酶 (ALKP)	37 U/L	14 - 111				肝	
谷氨酰转氨酶 (GGT)	0 U/L	0 - 4				肝	
总胆红素 (TBIL)	0.1 mg/dL	0.0 - 0.9				肝胆	
胆固醇 (CHOL)	141 mg/dL	65 - 225				肝肾	
胰淀粉酶 (AMYL)	1390 U/L	500 - 1500				胰腺	
脂肪酶 (LIPA)	206 U/L	100 - 1400				胰腺	

Report Interpretation

ITEMS	Clinical Significance
血糖 (GLU)	血中葡萄糖浓度，如果动物当时身体状况不佳或是生病（如糖尿病），该指标会出现异常
肌酐 (CREA)	肌肉代谢产物，由肾脏排除，肾病或是尿道阻塞时会上升
血尿素氮 (BUN)	由肝脏产生，肾脏排除，是肾脏指标之一，有时其他原因（饮食、肝病、脱水）也会使它上升
血尿素氮/肌酐比 (BUN/CREA)	脱水、肠胃道出血、肾病、泌尿道阻塞
磷离子 (PHOS)	上升的磷数值是肾脏疾病尤其是晚期肾病的指标
钙离子 (CA)	多种疾病如泌乳失当、营养失调、肿瘤等疾病会造成指标异常
总蛋白 (TP)	动物体内蛋白质含量：脱水、肝肾疾病或是肠胃道疾病均会使该指数异常
白蛋白 (ALB)	由肝脏分泌，肝病、肾病、脱水、胃肠道疾病或寄生虫可引起蛋白质异常
球蛋白 (GLOB)	高球蛋白代表慢性发炎的疾病，如心丝虫、病毒、寄生虫或细菌感染
白蛋白/球蛋白比 (ALB/GLOB)	过低可为肾功能异常、类淀粉沉积症、发炎和感染、肠胃炎、免疫诱发肝衰竭和吸收不良
丙氨酸转氨酶 (ALT)	犬猫肝病诊断指标，肝脏受损或肝病时会明显升高
碱性磷酸酶 (ALKP)	动物肝功能（胆管系统）指数，肝脏（胆管）部分有病痛时就会明显上升；猫此数值轻微升高就有临床意义
谷氨酰转氨酶 (GGT)	肝功能指标
总胆红素 (TBIL)	用来评估贫血及胆管系统的疾病情形
胆固醇 (CHOL)	当有肝肾疾病或是内分泌异常时会使这一指标上升
胰淀粉酶 (AMYL)	胰腺疾病的指标，通常与LIPA（胰脂肪酶）一起测定来评估胰腺病症的情况
脂肪酶 (LIPA)	胰腺疾病指标



US IDEXX, the global leading brand in animal diagnostics

Printed: 2023年2月4日 下午7:51



Client: 叶小姐 (17827614635)

Gender: 公

Patient Name: 饭饭

Weight: 4.00 公斤

Species: Feline

Age: 2 年

Breed:

Doctor: 谭医生

Test	Results	Reference Interval	LOW		NORMAL		HIGH
Catalyst One		23-2-4	下午7:51				

Report Interpretation

1. As the diagnose of disease is completely and individualized, the "Report Interpretation Assistant" is for your reference.
2. Blank test results may be caused by the results are out of range or other problems, further check needed.

The values of this test report were derived from the samples tested with the veterinary clinical testing analyzer manufactured by IDEXX Laboratories, Inc., USA.

